

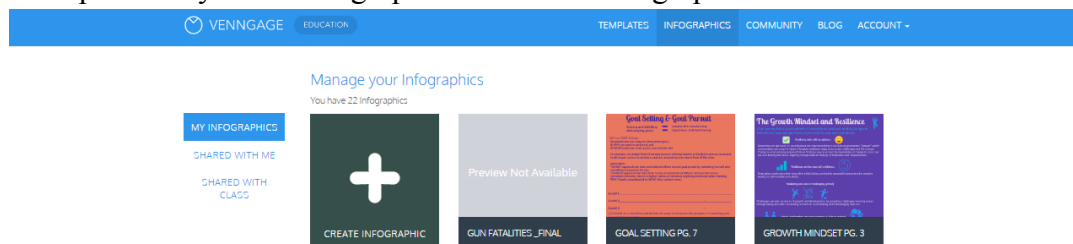
Vennngage Student Guide

Step 1: Go to <https://venngage.com/>


Step 2: Register using your email address. You will then be prompted to create a password.

To Create an Infographic

Step 1: Click the Infographic link at the top right corner. There will be an option to then view previously made infographics or “create infographic.”



Step 2: Click on “Create Infographic” and select a blank canvas or template to begin.



How to share work on Venngage:

Step 1: If you're ready to share your work privately, click on the 'Share' icon located on the top right corner.



Step 2a: Click on the 'Share Privately' button.



Step 2b: Or if you wish to share to the class, select share to class and your infographic

will be shared to everyone in the class. *[This option is only for students]*

Share with Class

Not Shared **Shared**

Private Link View

Disabled Enabled

Share with Others

Enter email address **Share with User**

Step 3a: Using the share privately option, you can enter one or more email addresses and click 'Share with User' to send them the email.

Private Link View

Disabled Enabled

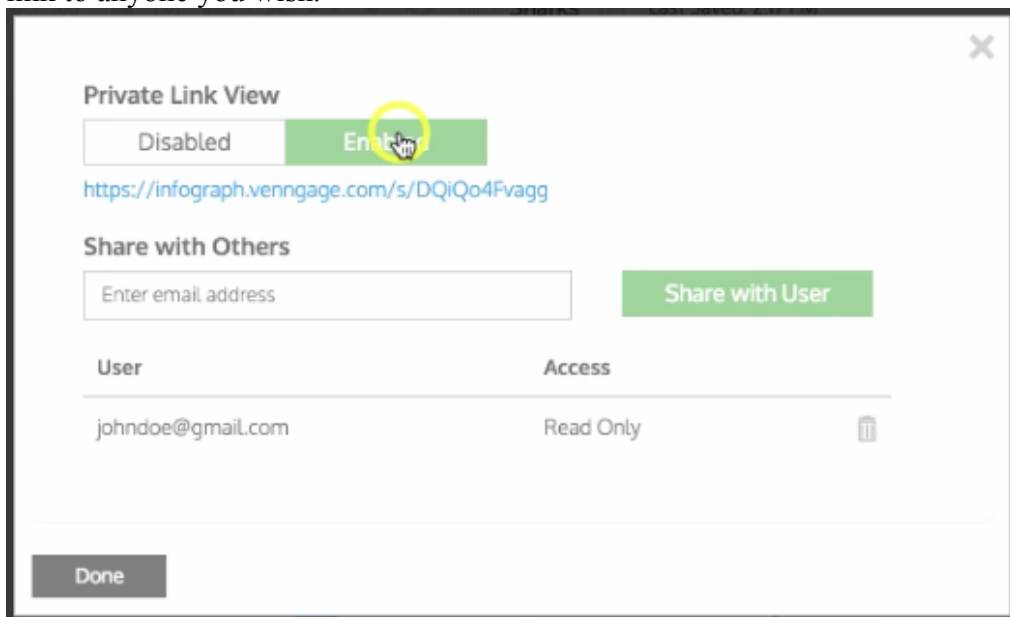
Share with Others

Enter email address **Share with User**

User	Access
johndoe@gmail.com	Read Only

Done

Step 3b: You can also enable the 'Private Link View' where you are free to distribute the link to anyone you wish.



How to Download Infographics from Venngage

Step 1: Go to your infographic and select “edit.”

Step 2: Click “download” on the right corner. There will be a dropbox with options to download as a png, pdf, etc. Select the option you prefer and it will download to your computer.



Tutorial on Downloading:

<https://www.youtube.com/watch?v=chdPQQw2puI>

Extra:

How To Use Venngage Mini Tutorials

To help you get started, here is a 3 Minute Getting Started Video Tutorial:

<https://www.youtube.com/watch?v=oJxkLpN4I1I><https://www.youtube.com/watch?v=oJxkLpN4I1I>

Help Center:

<http://support.venngage.com><http://support.venngage.com/>

5 Step Getting Started Article:

<https://venngage.com/blog/how-to-make-an-infographic-in-5-steps><https://venngage.com/blog/how-to-make-an-infographic-in-5-steps/>